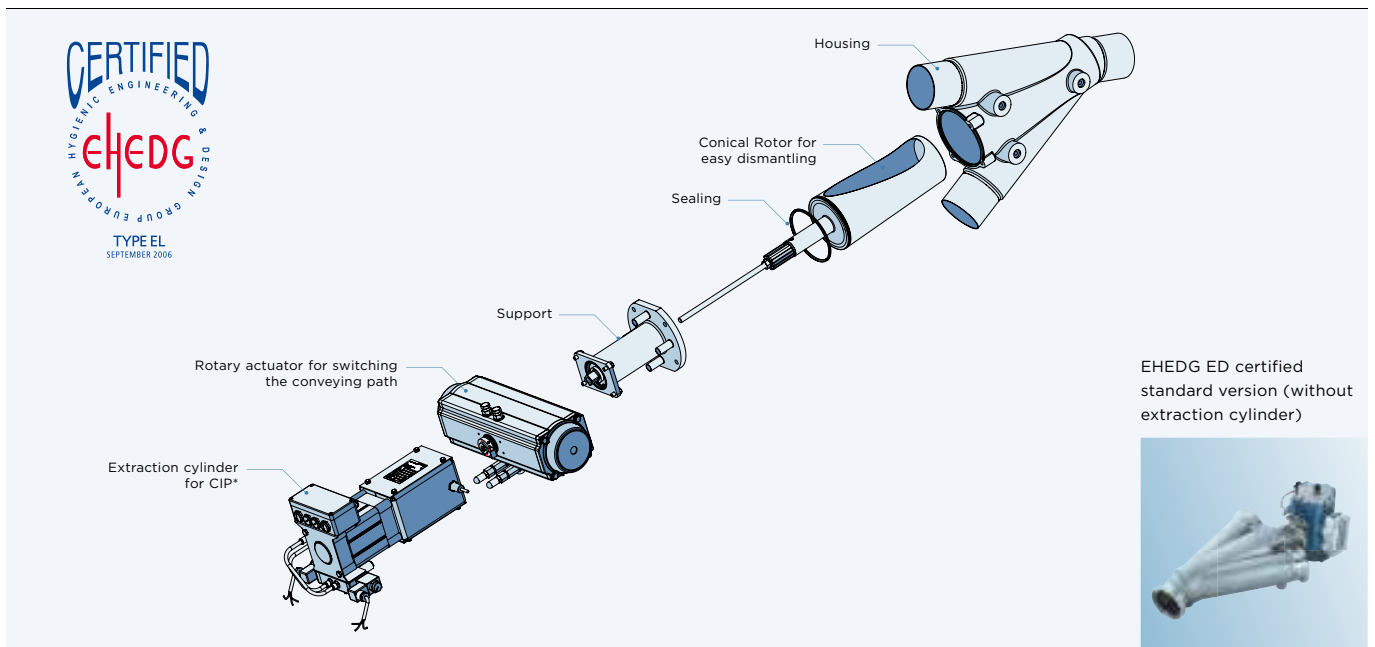


Two-Way-Diverter Valve WYK

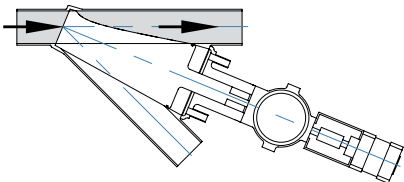


STAINLESS STEEL DIVERTER VALVE FOR POWDERS AND GRANULAR PRODUCTS

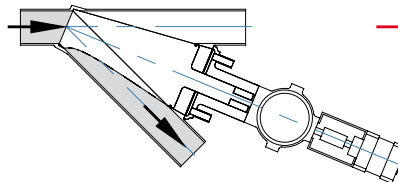
- _ Single channel diverter valve in conical design for easier dismantling
- _ In sanitary and wet cleanable CIP version
- _ For installation in conveying lines or in gravity pipes at up to 5 barg



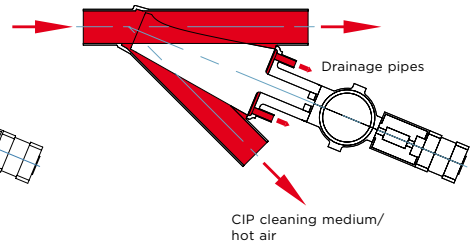
WYK-CIP:
Pneumatic Conveying
Straight through



Pneumatic Conveying
Diverted 45°



CIP*
Rotor extracted



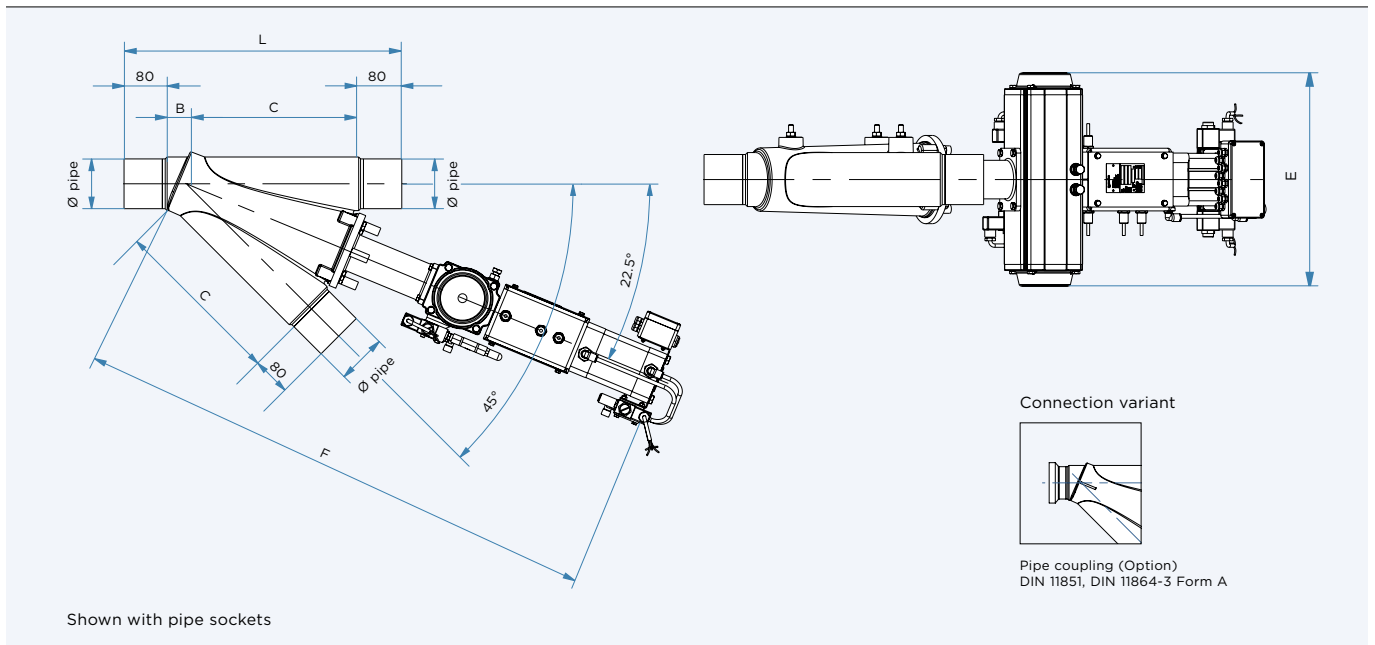
* CIP: During automatic cleaning the rotor is extracted from the housing by extraction cylinder and completely flushed and purified by the cleaning medium.

DIVERTER VALVE FOR POWDERS AND GRANULAR PRODUCTS | WYK

PRESSURE RANGE 5 barg (73 psi) system and differential pressure
OPERATION TEMPERATURE -20°C up to 100°C
APPLICATION Suitable for fluid group 2 according PED (fluid group 1 on demand)
SEAL CONFIGURATION Elastomer seal, tight clearances between rotor and housing at CIP version
MATERIAL OF CONSTRUCTION Stainless steel
SURFACE Product wetted parts Ra = 0,8 µm

OPTIONS AND ACCESSORIES

- _ Available as CIP version (WYK-CIP) or as standard version (WYK)
- _ EHEDG certified design for fully automatic and residue-free CIP (Cleaning In Place) without dismantling and without manual cleaning
- _ Applicable in Ex-Zones (additional accessories required)



	Inlet/Outlet			Other dimensions						Weight appr. kg	
	A (DIN)	A (ANSI)	Ø pipe	B	C	E	F (WYK)	F (WYK-CIP)	L	WYK	WYK-CIP
WYK 65	ND 65	2 1/2"	70 x 2	40	295	382	596	925	495	26	35
WYK 80	ND 80	3"	85 x 2	50	335	454	654	1025	545	35	40
WYK 100	ND 100	4"	104 x 2	50	370	454	701	1100	580	43	50
WYK 125	ND 125	5"	129 x 2	60	485	496	791	1300	705	65	90

Dimensions in mm